



DATA SHEET

Patrone Wall Lamp, 200 mm



W1022
Brass



W1044
Browned



W1066
Black-browned

Mounting

Standard configured as hard-wired to be installed directly, but wiring allows easy re-configuration to plug-in. For this, our Wall Lamp Kit can be purchased separately.

Design Features

Provides ambient, accent and task lighting
Compatible with standard GU10 LED
Emits glare-free, downwardly directed light
Available in pure brass, browned brass and black-browned brass
Part of the Patrone Lighting Series
Designed, crafted and finished by hand in Copenhagen, Denmark

Materials

The fixture of the lamp is made from solid brass. An individually surface treatment of each fixture enhances the material with a refined and unique finish. Variations in colour may occur and must be considered as an inherent and unique part of the hand-finished product.

Category	Lighting
Product Type	Wall lamp
Product Name	Patrone Wall Lamp
Main Material	Solid Brass
Inner / Outer shade	Brass (solid, browned or blackened)
Canopy	POM, black
Dimensions	D: 60 mm H: 200 mm
Canopy	D: 70 mm H: 22 mm
Net Weight (Kg)	0,54
Tilt adjustable angle (°)	45
Rotation adjustable angle (°):	360
Environment	Indoor
Spare Part	Wall Lamp Kit (not included) Brass Care Kit (not included)

Master Packaging	1
Dimensions Packaging	H: 300 mm x D: 80 mm
Gross Weight (Kg)	0,89
Packaging Type	Black tube box

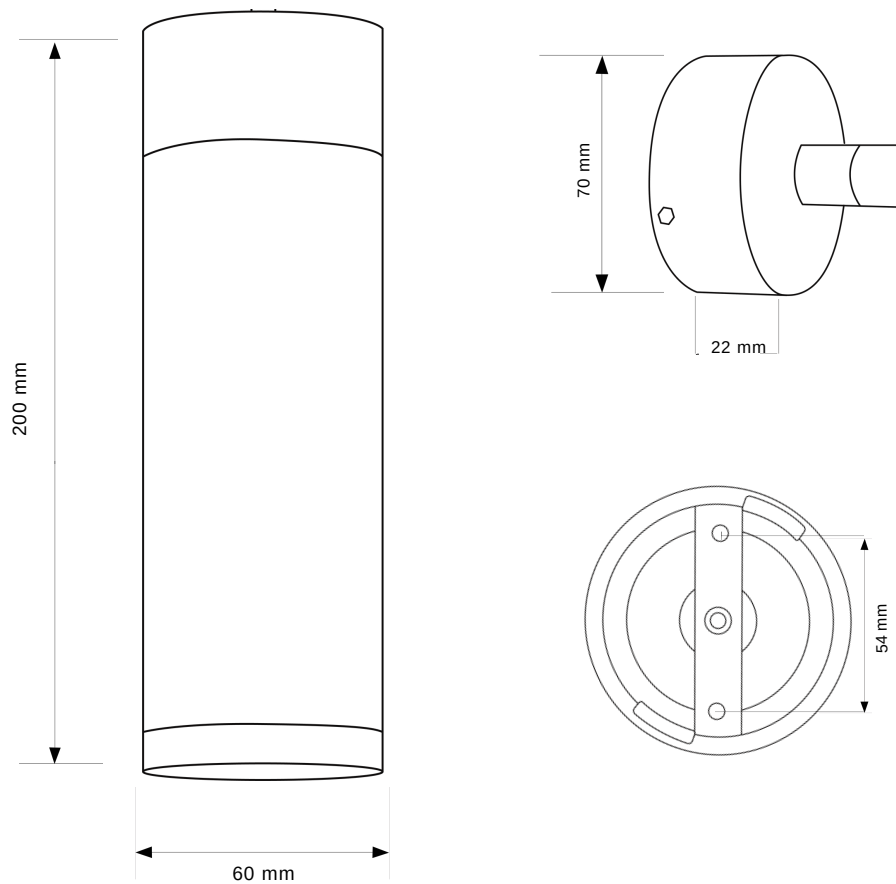
Light Source	GU10 LED Max 4/50 Watts
Voltage	220-240V - 50Hz
Bulb Included	No
Switched	No
Dimmer Compatible	Yes
Certification	CE, Class II
Rating	IP20
Variants	3
Lead Time	3 weeks

Design	Kasper Thorup
Design year	2020
Country of Origin	Denmark

CE  IP20

PRODUCT ELEVATIONS

Patrone Wall Lamp, 200 mm



Please note that some dimensions may vary slightly due to manufacturing tolerances.