
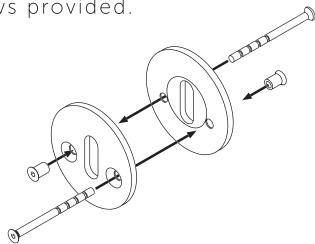


KEY ESCUTCHEON

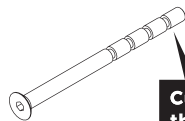
1. Pull back plate covers to gain access to screws.



2. Fit key escutcheon plates with the screws provided.




2. Adjust length of the through bolt by cutting the screw.



Cut the screw in the narrow areas.

3. Put back plate covers.



BUSTERANDPUNCH.COM

Contents

2x Through bolts + nuts

BUSTER + PUNCH

HARDWARE

KEY ESCUTCHEON / 27 MM

SKU# SW-ESC-27**

CARE INSTRUCTIONS

Use mild detergent and soft damp cloth

